

**(I) (a) Statement showing Shareholding Pattern**

**Name of the Company : Sundaram Finance Limited**

**Scrip Code:SUNDARMFIN**

**Name of the scrip: Sundaram Finance Ltd.**

**Class of security:Equity**


**Quarter Ended: 30th September 2015**

<b>Partly paid-up shares:-</b>	No. of partly paid-up shares	As a % of total no. of partly paid-up shares	As a % of total no. of shares of the company
Held by promoter / promoter group	<b>NIL</b>		
Held by public			
<b>Total</b>			
<b>Outstanding convertible securities:-</b>	No. of outstanding securities	As a % of total no. of outstanding convertible securities	As a % of total no. of shares of the company, assuming full conversion of the convertible securities
Held by promoter / promoter group	<b>NIL</b>		
Held by public			
<b>Total</b>			
<b>Warrants:-</b>	No. of warrants	As a % of total no. of warrants	As a % of total no. of shares of the company, assuming full conversion of warrants
Held by promoter / promoter group	<b>NIL</b>		
Held by public			
<b>Total</b>			
<b>Total paid-up capital of the company, assuming full conversion of warrants and convertible securities</b>	<b>Rs.111,10,38,600/- (11,11,03,860 equity shares of Rs.10/- each fully paid-up)</b>		



**(I) (a) Statement showing Shareholding Pattern (Contd.)**

Category Code	Category of shareholder	No. of Shareholders	Total Number of shares	Number of shares held in dematerialized form	Total shareholding as a percentage of total number of shares		Shares Pledged or otherwise encumbered	
					As a Percentage of (A+B)	As a Percentage of (A+B+C)	Number of Shares	As a %
<b>(A)</b>	<b>Promoter and Promoter Group</b>							
<b>(1)</b>	<b>Indian</b>							
(a)	Individuals/Hindu Undivided Family	99	27996802	27899510	25.20	25.20	Nil	N.A
(b)	Central Government / State Government(s)	-	-	-	-	-	-	-
(c)	Bodies Corporate	9	11185738	11185738	10.06	10.06	Nil	N.A
(d)	Financial Institutions/ Banks	-	-	-	-	-	-	-
(e)	Any Other (specify)	-	-	-	-	-	-	-
	<b>Sub-Total (A)(1)</b>	<b>108</b>	<b>39182540</b>	<b>39085248</b>	<b>35.26</b>	<b>35.26</b>	N.A	N.A
<b>(2)</b>	<b>Foreign</b>							
(a)	Individuals (Non-Resident Individuals / Foreign Individuals)	6	996856	996856	0.90	0.90	Nil	N.A
(b)	Bodies Corporate	-	-	-	-	-	-	-
(c)	Institutions	-	-	-	-	-	-	-
(d)	Qualified Foreign Investor	-	-	-	-	-	-	-
(e)	Any Other (specify)	-	-	-	-	-	-	-
	<b>Sub-Total (A)(2)</b>	<b>6</b>	<b>996856</b>	<b>996856</b>	<b>0.90</b>	<b>0.90</b>	N.A	N.A
	<b>Total shareholding of Promoter and promoter Group (A)= (A)(1)+(A)(2)</b>	<b>114</b>	<b>40179396</b>	<b>40082104</b>	<b>36.16</b>	<b>36.16</b>	N.A	N.A




Category Code	Category of shareholder	No. of Shareholders	Total Number of shares	Number of shares held in dematerialized form	Total shareholding as a percentage of total number of shares		Shares Pledged or otherwise encumbered	
					As a Percentage of (A+B)	As a Percentage of (A+B+C)	Number of Shares	As a %
<b>(B)</b>	<b>Public Shareholding</b>						N.A	N.A
<b>(1)</b>	<b>Institutions</b>						N.A	N.A
(a)	Mutual Funds / UTI	74	7462593	7462343	6.72	6.72		
(b)	Financial Institutions / Banks	6	25336	24536	0.02	0.02		
(c)	Central Government / State Government(s)	-	-	-	-	-		
(d)	Venture Capital Funds	-	-	-	-	-		
(e)	Insurance Companies	3	2945971	2945971	2.65	2.65		
(f)	Foreign Institutional Investors	54	4508772	4508422	4.06	4.06		
(g)	Foreign Venture Capital Investors	-	-	-	-	-		
(h)	Qualified Foreign Investor	-	-	-	-	-		
(i)	Any Other:							
	Foreign Portfolio Investor (Corporate) Category I	1	3582	3582	0.00	0.00		
	Foreign Portfolio Investor (Corporate) Category II	22	2760138	2760138	2.49	2.49		
	Foreign Portfolio Investor (Corporate) Category III	1	4500	4500	0.00	0.00		
	<b>Sub- Total (B)(1)</b>	<b>161</b>	<b>17710892</b>	<b>17709492</b>	<b>15.94</b>	<b>15.94</b>		
<b>(2)</b>	<b>Non- Institutions</b>						N.A	N.A
(a)	Bodies Corporate	461	9552396	9545396	8.60	8.60		
(b)	Individuals							
i	Individual shareholders holding nominal shares capital up to Rs.1 lakh	18749	11297528	9015459	10.17	10.17		
ii	Individual shareholders holding nominal shares capital in excess of Rs.1 lakh	567	31285362	25997724	28.16	28.16		
(c)	Qualified Foreign Investor	-	-	-	-	-		
(d)	Any Other:							
	Sundaram Finance Limited Unclaimed Suspense Account. No Voting Rights in respect of these shares.	1	39308	39308	0.04	0.04		
	Trusts (includes 10,08,160 shares - 0.90% held by Sundaram Finance Employees Welfare Trust)	6	1012959	1012959	0.91	0.91		
	Clearing Members	49	26019	26019	0.02	0.02		
	<b>Sub- Total (B)(2)</b>	<b>19833</b>	<b>53213572</b>	<b>45636865</b>	<b>47.90</b>	<b>47.90</b>		
	<b>Total Public Shareholding (B)= (B)(1)+(B)(2)</b>	<b>19994</b>	<b>70924464</b>	<b>63346357</b>	<b>63.84</b>	<b>63.84</b>	N.A	N.A
	<b>Total (A)+(B)</b>	<b>20108</b>	<b>111103860</b>	<b>103428461</b>	<b>100.00</b>	<b>100.00</b>		
<b>(C)</b>	<b>Shares held by Custodian and against which Depository Receipts have been issued</b>						N.A	N.A
(1)	Promoter and Promoter Group							
(2)	Public							
	<b>GRAND TOTAL (A)+(B)+(C)</b>	<b>20108</b>	<b>111103860</b>	<b>103428461</b>	<b>100.00</b>	<b>100.00</b>		



SUNDARAM FINANCE LIMITED

(I) (b) Statement showing holding of securities (including shares, warrants, convertible securities) of persons belonging to the category "Promoter and Promoter Group"

Sr. No.	Name of the Shareholder	Details of Shares Held		Encumbered shares (*)			Details of warrants		Details of convertible securities		Total shares (including underlying shares assuming full conversion of warrants and convertible securities) as a % of diluted share capital
		No. of Shares held	As a % of grand total (A) + (B) + (C)	No.	As a percentage	As a % of grand total (A) + (B) + (C) of sub-clause (I) (a)	Number of warrants held	As a % total number of warrants of the same class	Number of convertible securities held	As a % total number of convertible securities of the same class	
(I)	(II)	(III)	(IV)	(V)	(VI) = (V) / (III) * 100	(VII)	(VIII)	(IX)	(X)	(XI)	(XII)
1	MASTER ASHWATHANARAYAN RAMJI Rep By F/G: MR N RAMJI & MR N RAMJI	600	0.00	-	-	-	Not Applicable				0.00
2	MR N RAMJI & MASTER ASHWATHANARAYAN RAMJI Rep By F/G: MR N RAMJI	56520	0.05	-	-	-					0.05
3	MR N S RAMJI & MASTER ASHWATHANARAYAN RAMJI Rep By F/G: MR N S RAMJI	6884	0.01	-	-	-					0.01
4	MR N S RAMJI & MISS AISHWARYA RAMJI Rep By F/G: MR N S RAMJI	6884	0.01	-	-	-					0.01
5	MR N RAMJI & MASTER ASHWATHANARAYAN RAMJI Rep By F/G: MR N RAMJI	1008	0.00	-	-	-					0.00
6	MR N RAMJI & MISS AISHWARYA RAMJI Rep By F/G: MR N RAMJI	1008	0.00	-	-	-					0.00
7	MR N RAMJI & MRS SHARMILA RAMJI	788	0.00	-	-	-					0.00
8	MR N RAMJI & MASTER ASHWATHANARAYAN RAMJI Rep By F/G: MR N RAMJI	23600	0.02	-	-	-					0.02
9	MR SRINIVAS RAGHAVAN	27040	0.02	-	-	-					0.02




Sr. No.	Name of the Shareholder	Details of Shares Held		Encumbered shares (*)			Details of warrants		Details of convertible securities		Total shares (including underlying shares assuming full conversion of warrants and convertible securities) as a % of diluted share capital
		No. of Shares held	As a % of grand total (A) + (B) + (C)	No.	As a percentage	As a % of grand total (A) + (B) + (C) of sub-clause (I) (a)	Number of warrants held	As a % total number of warrants of the same class	Number of convertible securities held	As a % total number of convertible securities of the same class	
10	MR AKSHAY KRISHNAN	203300	0.18	-	-	-					0.18
11	MR JAIDEEP CHAKRAVARTHY	380756	0.34	-	-	-					0.34
12	MR PRADEEP CHAKRAVARTHY	363544	0.33	-	-	-					0.33
13	MR S CHAKRAVARTHY	608884	0.55	-	-	-					0.55
14	MRS ANURADHA RAGHAVAN	397264	0.36	-	-	-					0.36
15	MR S RAGHAVAN	106049	0.10	-	-	-					0.10
16	MRS USHA RAGHAVAN	934992	0.84	-	-	-					0.84
17	MR BARATH RENGARAJAN	547149	0.49	-	-	-					0.49
18	MRS SARASWATHI SRINIVASAN	304320	0.27	-	-	-					0.27
19	MISS TULSI S RAMANUJAM	8000	0.01	-	-	-					0.01
20	MR S RAM & MR S VIJI	1225160	1.10	-	-	-					1.10
21	MR SUMANTH RAMANUJAM	8862	0.01	-	-	-					0.01
22	MR K VASUDEVAN	287492	0.26	-	-	-					0.26
23	MRS LILY VIJAYARAGHAVAN & MRS SASHI PARTHASARATHY	353312	0.32	-	-	-					0.32
24	MR K VASUDEVAN & MRS LAKSHMI VASUDEVAN	46392	0.04	-	-	-					0.04
25	MRS LAKSHMI VASUDEVAN	274816	0.25	-	-	-					0.25
26	MR SHARATH VIJAYARAGHAVAN	314000	0.28	-	-	-					0.28
27	MRS LILY VIJAYARAGHAVAN	635436	0.57	-	-	-					0.57
28	MRS LILY VIJAYARAGHAVAN & MR BADRI VIJAYARAGHAVAN	173776	0.16	-	-	-					0.16
29	MRS LILY VIJAYARAGHAVAN & MR SHARATH VIJAYARAGHAVAN	173776	0.16	-	-	-					0.16
30	MRS RAMA SRIDHARAN	55920	0.05	-	-	-					0.05
31	MR N KRISHNAN	101592	0.09	-	-	-					0.09
32	MR N KRISHNAN	101592	0.09	-	-	-					0.09



Sr. No.	Name of the Shareholder	Details of Shares Held		Encumbered shares (*)			Details of warrants		Details of convertible securities		Total shares (including underlying shares assuming full conversion of warrants and convertible securities) as a % of diluted share capital
		No. of Shares held	As a % of grand total (A) + (B) + (C)	No.	As a percentage	As a % of grand total (A) + (B) + (C) of sub-clause (I) (a)	Number of warrants held	As a % total number of warrants of the same class	Number of convertible securities held	As a % total number of convertible securities of the same class	
33	MR ANANTH KRISHNAN	203300	0.18	-	-	-					0.18
34	MR SHREEN RAGHAVAN	34892	0.03	-	-	-					0.03
35	MRS DANGETY KRISHNAKUMARI .	20412	0.02	-	-	-					0.02
36	MR DANGETY SATYANARAYANAMURTY	2912	0.00	-	-	-					0.00
37	M/S. ROHINI HOLDINGS PRIVATE LIMITED	1294362	1.17	-	-	-					1.17
38	M/S. ALLEGRO HOLDINGS PRIVATE LIMITED	1247100	1.12	-	-	-					1.12
39	M/S. SILVER OAK HOLDINGS PRIVATE LIMITED	1436914	1.29	-	-	-					1.29
40	M/S. ATHREYA HARSHA HOLDINGS PRIVATE LIMITED	850156	0.77	-	-	-					0.77
41	M/S. UTHIRATTADHI SRIRAM HOLDINGS PRIVATE LIMITED	1479560	1.33	-	-	-					1.33
42	M/S. MAHAM HOLDINGS LIMITED	512720	0.46	-	-	-					0.46
43	M/S. REVATHI HOLDINGS PRIVATE LIMITED	1220460	1.10	-	-	-					1.10
44	M/S. PADMALAKSHMI HOLDINGS PRIVATE LIMITED	1292832	1.16	-	-	-					1.16
45	M/S. RAGHUVAMSA HOLDINGS PRIVATE LIMITED	1851634	1.67	-	-	-					1.67
46	MRS INDIRA KRISHNASWAMI	162180	0.15	-	-	-					0.15
47	MR NARAYANAN RAMJI .	106760	0.10	-	-	-					0.10
48	MR R. RAMANUJAM & MR R. SRIKANTH	177088	0.16	-	-	-					0.16
49	MR ANANTH RAMANUJAM .	539892	0.49	-	-	-					0.49
50	MR T.T. RANGASWAMY, MR T.T. VENKATRAGHAVAN & MR T.T. SRINIVASARAGHAVAN	48628	0.04	-	-	-					0.04



Sr. No.	Name of the Shareholder	Details of Shares Held		Encumbered shares (*)			Details of warrants		Details of convertible securities		Total shares (including underlying shares assuming full conversion of warrants and convertible securities) as a % of diluted share capital
		No. of Shares held	As a % of grand total (A) + (B) + (C)	No.	As a percentage	As a % of grand total (A) + (B) + (C) of sub-clause (I) (a)	Number of warrants held	As a % total number of warrants of the same class	Number of convertible securities held	As a % total number of convertible securities of the same class	
51	MR T.T. RANGASWAMY, MR T.T. NARENDRAN & MR T.T. HAYAGREEVAN	49200	0.04	-	-	-					0.04
52	MR T T SRINIVASARAGHAVAN MRS VIMALA RANGASWAMY & MRS BAGYAM RAGHAVAN	85084	0.08	-	-	-					0.08
53	MRS BAGYAM RAGHAVAN & MR T T VENKATRAGHAVAN	113308	0.10	-	-	-					0.10
54	MR T T NARENDRAN, MRS VIMALA RANGASWAMY & MRS PADMINI NARENDRAN	162988	0.15	-	-	-					0.15
55	MRS PADMINI NARENDRAN & MR T T HAYAGREEVAN	106044	0.10	-	-	-					0.10
56	MRS VIMALA RANGASWAMY, MR T T NARENDRAN & MRS PADMINI NARENDRAN	95024	0.09	-	-	-					0.09
57	MR SRIVATS RAM .	1701322	1.53	-	-	-					1.53
58	MR SRIKANTH RAMANUJAM .	914052	0.82	-	-	-					0.82
59	MR SRIRAM VIJI .	1278620	1.15	-	-	-					1.15
60	MR R. RAMANUJAM .	232534	0.21	-	-	-					0.21
61	MRS RUPA SRIKANTH .	70188	0.06	-	-	-					0.06
62	MR SRIKANTH RAMANUJAM & MRS RUPA SRIKANTH	4472	0.00	-	-	-					0.00
63	MRS CHOODAMANI NARAYANAN .	489744	0.44	-	-	-					0.44
64	MRS PREMA RAMANUJAM .	643412	0.58	-	-	-					0.58
65	MRS ARUNA SANKARANARAYANAN .	56840	0.05	-	-	-					0.05
66	MR S. RAM .	506788	0.46	-	-	-					0.46
67	MR HARSHA VIJI .	1366068	1.23	-	-	-					1.23



Sr. No.	Name of the Shareholder	Details of Shares Held		Encumbered shares (*)			Details of warrants		Details of convertible securities		Total shares (including underlying shares assuming full conversion of warrants and convertible securities) as a % of diluted share capital
		No. of Shares held	As a % of grand total (A) + (B) + (C)	No.	As a percentage	As a % of grand total (A) + (B) + (C) of sub-clause (I) (a)	Number of warrants held	As a % total number of warrants of the same class	Number of convertible securities held	As a % total number of convertible securities of the same class	
68	MR ADITYA S. RAMANUJAM .	221882	0.20	-	-	-					0.20
69	MR S. VIJI .	909780	0.82	-	-	-					0.82
70	MRS VIJAYA RANGARAJAN .	903564	0.81	-	-	-					0.81
71	MR SRIRAM VIJI & MRS CHITRA VIJI	3156	0.00	-	-	-					0.00
72	MR R. RAMANUJAM & MR ANANTH RAMANUJAM	25600	0.02	-	-	-					0.02
73	MR HARSHA VIJI & MRS CHITRA VIJI	3156	0.00	-	-	-					0.00
74	MRS NIVEDITA RAM .	1649516	1.48	-	-	-					1.48
75	MRS CHITRA VIJI .	834034	0.75	-	-	-					0.75
76	MRS GITA RAM .	1139680	1.03	-	-	-					1.03
77	MR S. VIJI & MRS CHITRA VIJI	8684	0.01	-	-	-					0.01
78	MR ARJUN RANGARAJAN .	1308270	1.18	-	-	-					1.18
79	MR R. RAMANUJAM (HUF) .	9992	0.01	-	-	-					0.01
80	MR SRIKANTH RAMANUJAM (HUF) .	8000	0.01	-	-	-					0.01
81	MR SRIVATS RAM (HUF) .	77200	0.07	-	-	-					0.07
82	MR S. VIJI (HUF) .	113988	0.10	-	-	-					0.10
83	MR S. VIJI (HUF) .	365924	0.33	-	-	-					0.33
84	MISS ANUPAMA LAKSHMI RANGARAJAN .	609896	0.55	-	-	-					0.55
85	MR S. NARAYANAN .	4600	0.00	-	-	-					0.00
86	MR NARAYANAN RAMJI (HUF) .	408480	0.37	-	-	-					0.37
87	MR SRINIVASARAGHAVAN SUNDARAM .	1038968	0.94	-	-	-					0.94
88	MR A.M. SRINIVASAN & MR S. KISHORE	452	0.00	-	-	-					0.00
89	MR S. KISHORE & MR A.M. SRINIVASAN	113612	0.10	-	-	-					0.10





Sr. No.	Name of the Shareholder	Details of Shares Held		Encumbered shares (*)			Details of warrants		Details of convertible securities		Total shares (including underlying shares assuming full conversion of warrants and convertible securities) as a % of diluted share capital
		No. of Shares held	As a % of grand total (A) + (B) + (C)	No.	As a percentage	As a % of grand total (A) + (B) + (C) of sub-clause (I) (a)	Number of warrants held	As a % total number of warrants of the same class	Number of convertible securities held	As a % total number of convertible securities of the same class	
90	MR SRIKANTH RAMANUJAM & MR ANANTH RAMANUJAM	830215	0.75	-	-	-					0.75
91	MISS TARIKA RAM (MINOR) .	13490	0.01	-	-	-					0.01
92	MISS TULSI S. RAMANUJAM (MINOR) .	211382	0.19	-	-	-					0.19
93	MR DAYA AMBIRAJAN .	119650	0.11	-	-	-					0.11
94	MASTER RANJAN AMBIRAJAN	6744	0.01	-	-	-					0.01
95	MR R. RAMANUJAM & MRS PREMA RAMANUJAM	9736	0.01	-	-	-					0.01
96	MR T T RANGASWAMY (HUF)	49324	0.04	-	-	-					0.04
97	MR T T SRINIVASA RAGHAVAN (HUF)	123192	0.11	-	-	-					0.11
98	MR T T RANGASWAMY (HUF)	39724	0.04	-	-	-					0.04
99	MR T T NARENDRAN (HUF)	95068	0.09	-	-	-					0.09
100	MR T T SRINIVASARAGHAVAN & MR T T NARENDRAN	109636	0.10	-	-	-					0.10
101	MR T T SRINIVASARAGHAVAN & MRS BAGYAM RAGHAVAN	105656	0.10	-	-	-					0.10
102	MR T T NARENDRAN & MRS PADMINI NARENDRAN	106208	0.10	-	-	-					0.10
103	MR T T NARENDRAN & MRS PADMINI NARENDRAN	78144	0.07	-	-	-					0.07
104	MRS VIMALA RANGASWAMY, MR T T SRINIVASARAGHAVAN & MR T T VENKATRAGHAVAN	82664	0.07	-	-	-					0.07
105	MR A M SRINIVASAN	120	0.00	-	-	-					0.00
106	MR VISHNU VIJAYARAGHAVAN	75984	0.07	-	-	-					0.07
107	MRS LAKSHMI VIJAYARAGHAVAN	39860	0.04	-	-	-					0.04
108	MR SHARATH VIJAYARAGHAVAN	174844	0.16	-	-	-					0.16
109	MR ANANTH RAMANUJAM	30000	0.03	-	-	-					0.03



Sr. No.	Name of the Shareholder	Details of Shares Held		Encumbered shares (*)			Details of warrants		Details of convertible securities		Total shares (including underlying shares assuming full conversion of warrants and convertible securities) as a % of diluted share capital
		No. of Shares held	As a % of grand total (A) + (B) + (C)	No.	As a percentage	As a % of grand total (A) + (B) + (C) of sub-clause (I) (a)	Number of warrants held	As a % total number of warrants of the same class	Number of convertible securities held	As a % total number of convertible securities of the same class	
110	MISS GITANJALI JEEVAN JOSE, REP BY M/G MRS DIVYA JEEVAN JOSE	10000	0.01	-	-	-					0.01
111	MASTER P SIDDHARTHA JEEVAN, REP BY M/G MRS DIVYA JEEVAN JOSE	10000	0.01	-	-	-					0.01
112	MR N KRISHNAN & MR AKSHAY KRISHNAN	3000	0.00	-	-	-					0.00
113	MR N KRISHNAN & MR ANANTH KRISHNAN	3000	0.00	-	-	-					0.00
114	MR SHREEN RAGHAVAN	5115	0.00	-	-	-					0.00
	<b>TOTAL</b>	<b>40179396</b>	<b>36.16</b>								<b>36.16</b>



**SUNDARAM FINANCE LIMITED**

**(I) (c) (i) Statement showing holding of securities (including shares, warrants, convertible securities) of persons belonging to the category "Public" and holding more than 1% of the total number of shares**

Sr. No.	Name of the shareholder	Number of shares held	Shares as a percentage of total number of shares {i.e. Grand Total (A) + (B) + (C) indicated in Statement at para (I) (a) above}	Details of warrants		Details of convertible securities		Total shares (including underlying shares assuming full conversion of warrants and convertible securities) as a % of diluted share capital
				Number of warrants held	As a % total number of warrants of the same class	Number of convertible securities held	% w.r.t total number of convertible securities of the same class	
1	India Motor Parts & Accessories Limited	2853600	2.57					2.57
2	Bright Star Investments Pvt. Ltd.	2630434	2.37					2.37
3	United India Insurance Company Limited	2429245	2.19			NIL		2.19
4	Pari Washington Company Pvt. Ltd. A/c. Pari Washington India Master Fund Ltd.	1127296	1.01					1.01
	<b>Total</b>	<b>9040575</b>	<b>8.14</b>					<b>8.14</b>

**(I) (c) (ii) Statement showing holding of securities (including shares, warrants, convertible securities) of persons (together with PAC) belonging to the category "Public" and holding more than 5% of the total number of shares of the company**

Sr. No.	Name(s) of the shareholder(s) and the Persons Acting in Concert (PAC) with them	Number of shares held	Shares as a percentage of total number of shares {i.e. Grand Total (A) + (B) + (C) indicated in Statement at para (I) (a) above}	Details of warrants		Details of convertible securities		Total shares (including underlying shares assuming full conversion of warrants and convertible securities) as a % of diluted share capital
				Number of warrants	As a % total number of warrants of the same class	Number of convertible securities held	% w.r.t total number of convertible securities of the same class	
NIL								



**SUNDARAM FINANCE LIMITED****(I)(d) Statement showing details of locked-in shares****NOT APPLICABLE**

Sr.No.	Name of the shareholder	Number of locked-in shares	Locked-in shares as a percentage of total number of shares {i.e., Grand Total (A)+(B)+(C) indicated in Statement at para (1) (a) above}
		-	-

**(II)(a) Statement showing details of Depository Receipts(DRs)****NOT APPLICABLE**

Sr.No.	Type of outstanding DR (ADRs, GDRs, SDRs, etc.)	Number of outstanding DRs	Number of shares underlying outstanding DRs	Shares underlying outstanding DRs as a percentage of total number of shares {i.e., Grand Total (A)+(B)+(C) indicated in Statement at para (1) (a) above}
		-	-	-

**(II)(b) Statement showing Holding of Depository Receipts (DRs), where underlying shares held by 'promoter / promoter group' are in excess of 1% of the total number of shares** **NOT APPLICABLE**

Sr.No.	Name of the DR Holder	Type of outstanding DR (ADRs, GDRs, SDRs, etc.)	Number of shares underlying outstanding DRs	Shares underlying outstanding DRs as a percentage of total number of shares {i.e., Grand Total (A)+(B)+(C) indicated in Statement at para (1) (a) above}
		-	-	-



**SUNDARAM FINANCE LIMITED**

(III) (a) **Statement showing the voting pattern of shareholders, if more than one class of shares / securities is issued by the issuer:**

**NOT  
APPLICABLE**

(Give description of voting rights for each class of security.

Class X:

Class Y:

Class Z:)

Category Code	Category of shareholder	Number of Voting Rights held in each class of securities			Total Voting Rights (III + IV + V)	Total Voting Rights i.e. (VI)	
		Class X	Class Y	Class Z		As a percentage of (A+B)	As a percentage of (A+B+C)
(I)	(II)	(III)	(IV)	(V)	(VI)	(VII)	(VIII)
<b>(A)</b>	<b>Promoter and Promoter Group</b>						
(1)	<b>Indian</b>						
(a)	Individuals / Hindu Undivided Family						
(b)	Central Government / State Government(s)						
(c)	Bodies Corporate						
(d)	Financial Institutions / Banks						
(e)	Any Other (Specify)						
	<b>Sub-Total (A) (1)</b>						
(2)	<b>Foreign</b>						
(a)	Individuals (Non-Resident Individuals / Foreign Individuals)						
(b)	Bodies Corporate						
(c)	Institutions						
(d)	Any Other (Specify)						
	<b>Sub-Total (A) (2)</b>						
	<b>Total Shareholding of Promoter and Promoter Group (A) + (A) (1) + (A) (2)</b>						
<b>(B)</b>	<b>Public Shareholding</b>						
(1)	<b>Institutions</b>						
(a)	Mutual Funds / UTI						
(b)	Financial Institutions / Banks						
(c)	Central Government / State Government(s)						
(d)	Venture Capital Funds						
(e)	Insurance Companies						
(f)	Foreign Institutional Investors						
(g)	Foreign Venture Capital Investors						
(h)	Any Other (Specify)						
	<b>Sub-Total (B) (1)</b>						
(2)	<b>Non-institutions</b>						
(a)	Bodies Corporate						
(b)	Individuals - i. Individual shareholders holding nominal share capital upto Rs.1 lakh  ii. Individual shareholders holding nominal share capital in excess of Rs.1 lakh						
(c)	Any Other (Specify)						
	<b>Sub-Total (B)(2)</b>						
	<b>Total Public Shareholding (B) = (B)(1) + (B) (2)</b>						
	<b>TOTAL (A) +(B)</b>						
<b>(C)</b>	<b>Shares held by Custodians and against which Depository Receipts have been issued</b>						
	<b>GRAND TOTAL (A) + (B) + (C)</b>						

