



Service



Discipline



Prudence



Fair play



Honesty

PERFORMANCE HIGHLIGHTS

Q1FY19



SUNDARAM FINANCE
Enduring values. New age thinking.



Integrity



Humility



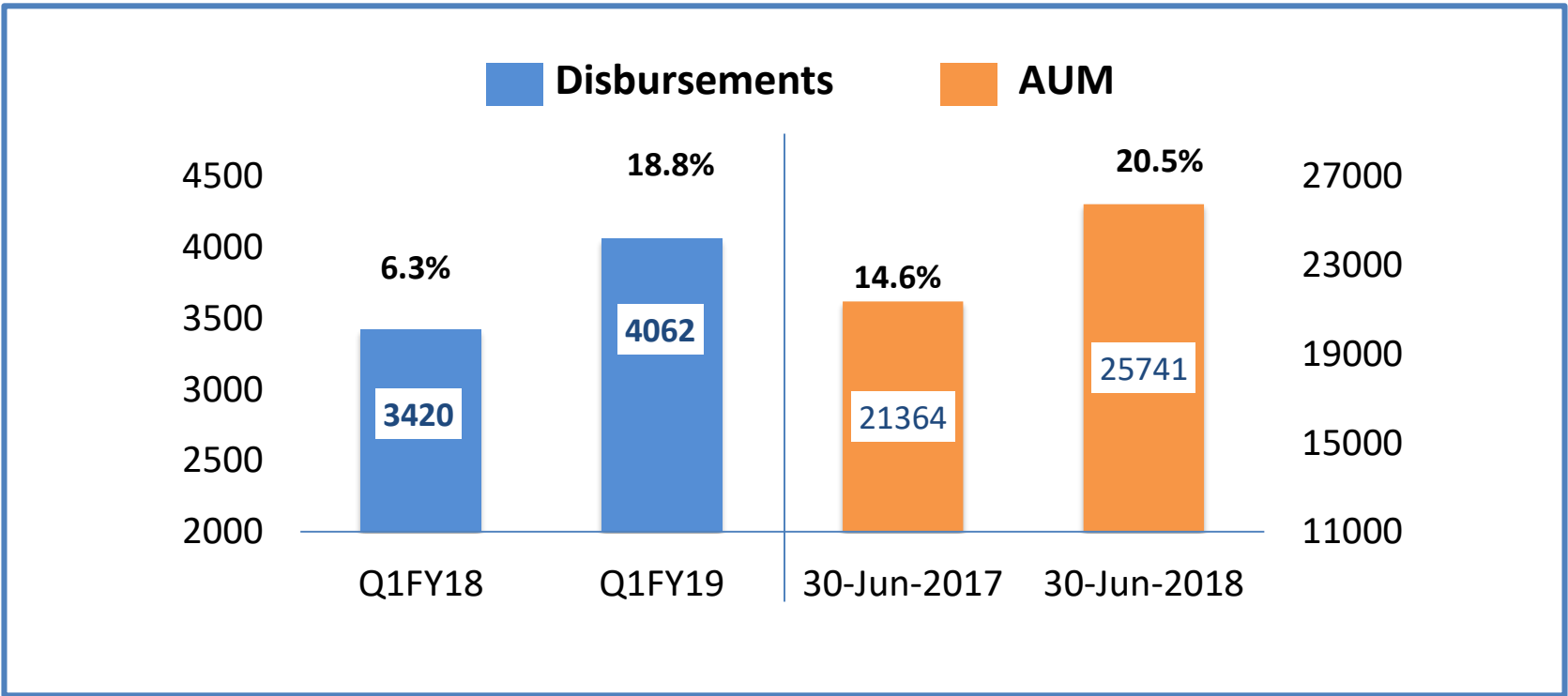
Openness



Relationships

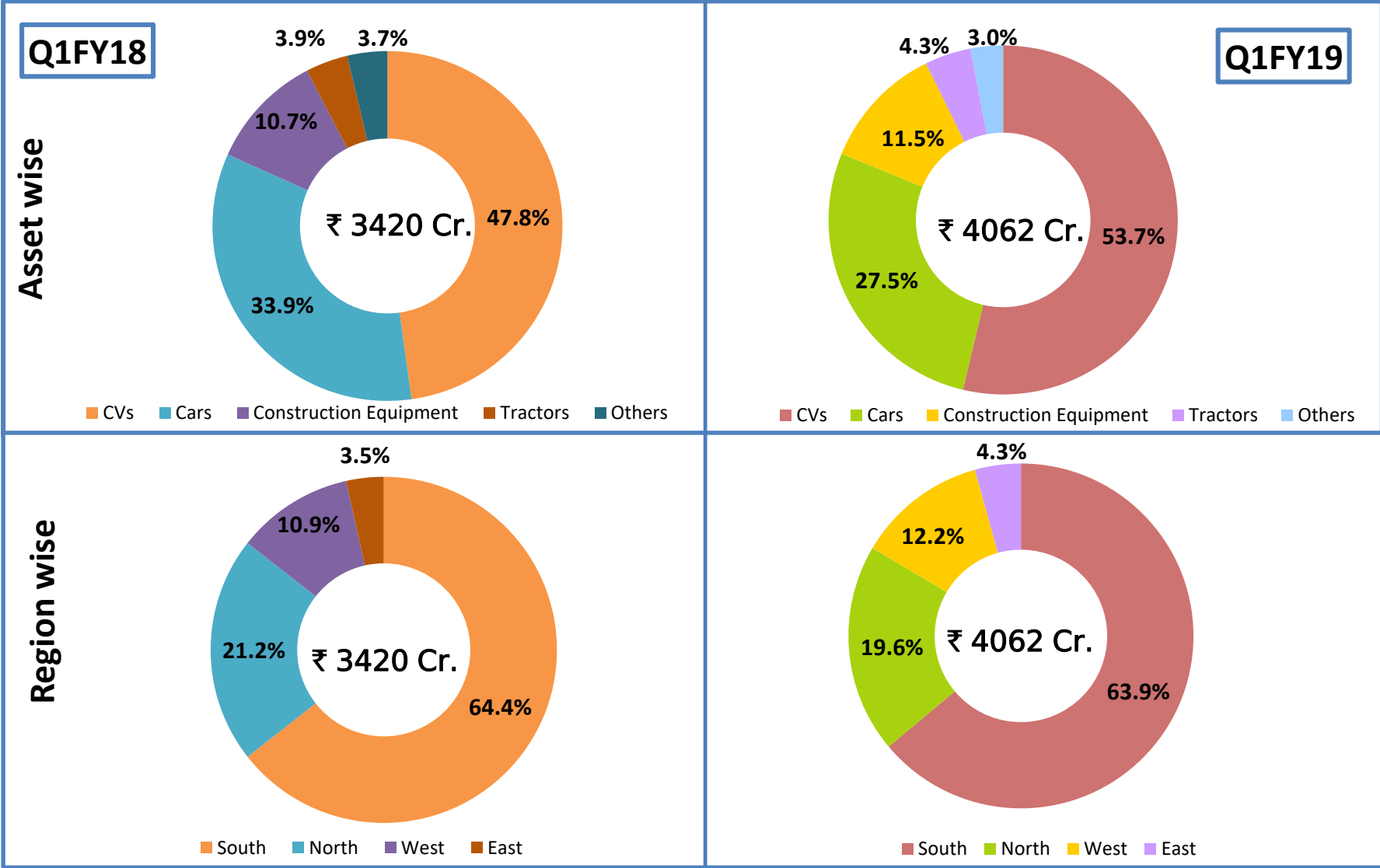
Disbursements and AUM

₹ in Crore % Growth



AUM - Assets Under Management

Disbursements

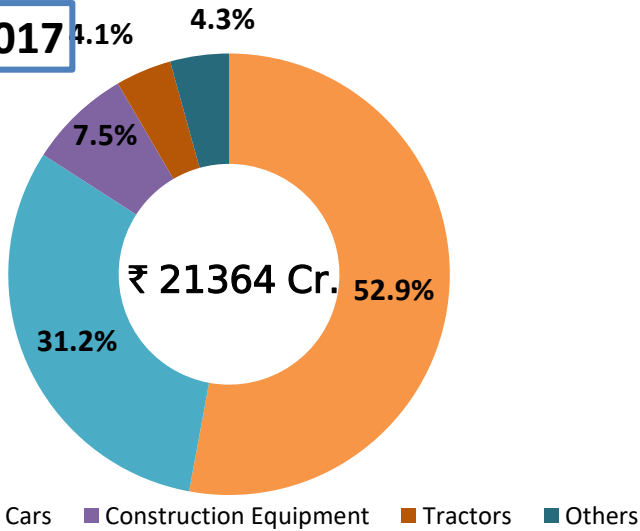


AUM



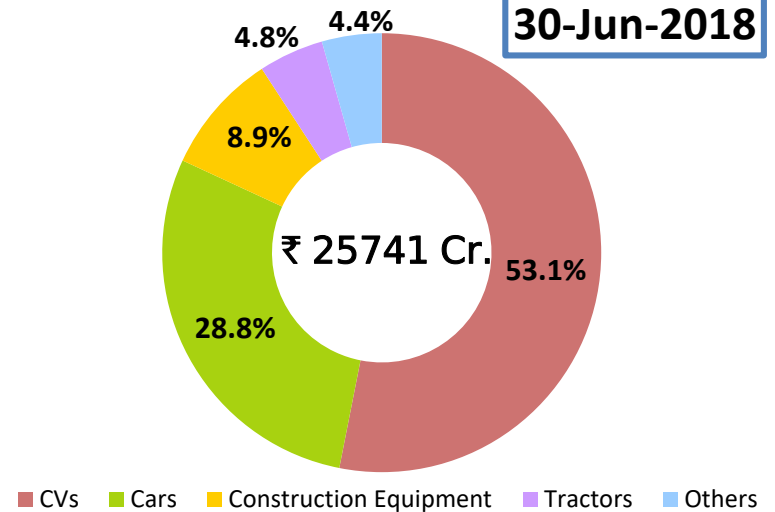
30-Jun-2017

Asset wise

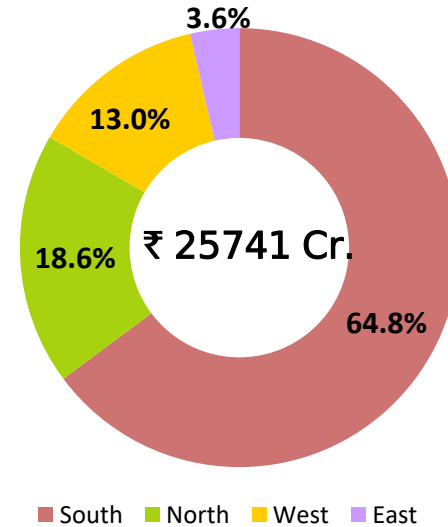
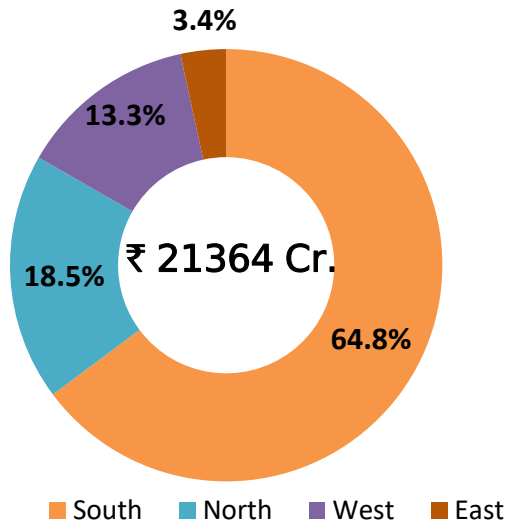


30-Jun-2018

Asset wise

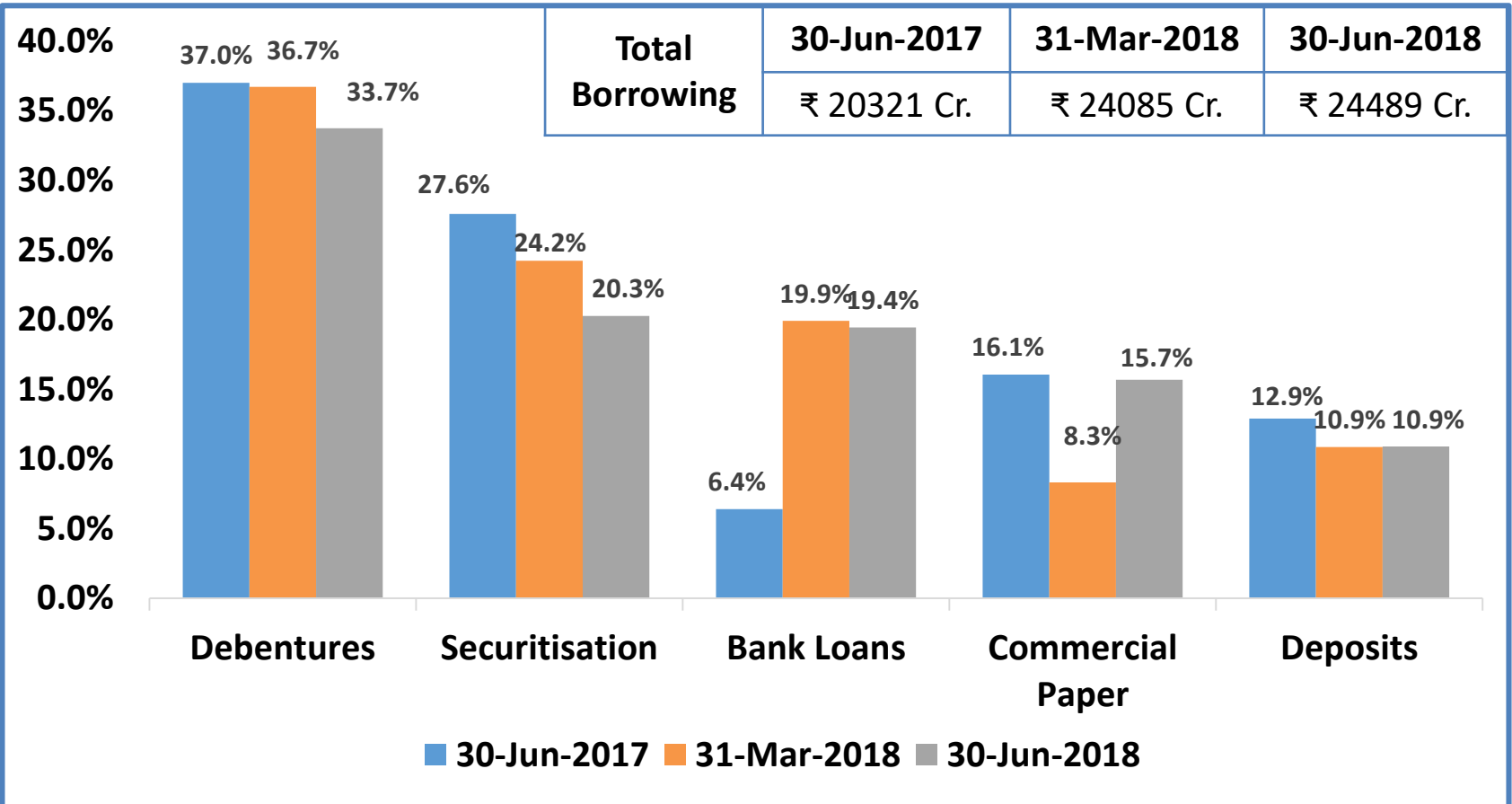


Region wise





Funding Mix





Adoption of Indian Accounting Standards

The Company has adopted Indian Accounting Standards ('Ind AS') notified under section 133 of the Companies Act, 2013 read with the Companies (Indian Accounting Standards) Rules, 2015 from 1st April 2018 and the effective date of such transition is 1st April 2017. Such transition has been carried out from the erstwhile Accounting Standards notified under the Act, read with relevant rules issued thereunder and guidelines issued by Reserve Bank of India (collectively referred to as 'the previous GAAP'). Accordingly, the impact of the transition has been recorded in the opening reserves as at 1st April 2017.

In view of the evolving nature of the Financial Reporting requirements and modifications to the existing Standards, the financial results for both the current and previous periods may undergo changes during the year, in line with such regulatory/legislative requirements.



₹ in Crore

Profit & Loss Statement

Particulars	Q1FY19	Q1FY18
Revenue from Operations	744.82	603.21
Other income	13.85	5.54
Total Revenue	758.67	608.75
Finance Costs	394.67	288.01
Operating Expenses	133.31	129.52
Provisions and Write Off	18.70	21.40
Profit Before Tax	211.99	169.82
Profit After Tax	140.73	111.75
Other Comprehensive Income		
A) Items that will not be reclassified to profit or loss	(1.01)	(0.51)
B) Items that will be reclassified to profit or loss	(2.21)	
C) Income tax on above items	1.11	0.17
	(2.11)	(0.34)
Total Comprehensive Income for the period	138.62	111.41

Revenue from Operations is net of depreciation on Operating lease.



₹ in Crore

Profit Reconciliation

	Q1FY19	Q1FY18
PAT as per IGAAP	129.91	117.34
Impact -Merger/Demerger *		(6.94)
PAT after Merger/Demerger	129.91	110.40
<u>Impact on transition to Ind AS:</u>		
EIR on financial assets	46.07	2.29
EIR on Financial liabilities	(40.89)	(0.20)
Assets / Liabilities at FVTPL	4.20	(5.43)
Expected Credit Loss	6.65	2.26
Others	0.31	0.69
Total Impact	16.34	(0.39)
Tax adjustments	(5.52)	1.74
Impact after tax	10.82	1.35
PAT as per Ind AS	140.73	111.75
<u>Other Comprehensive income (Net of taxes):</u>		
MTM loss on derivatives	(1.44)	
Remeasurements of the defined benefit plans	(0.67)	(0.34)
Other Comprehensive Income	(2.11)	(0.34)
Total Comprehensive income for the period	138.62	111.41

* The shared services business and non-core investments were transferred to Sundaram Finance Holdings Limited (SFHL).

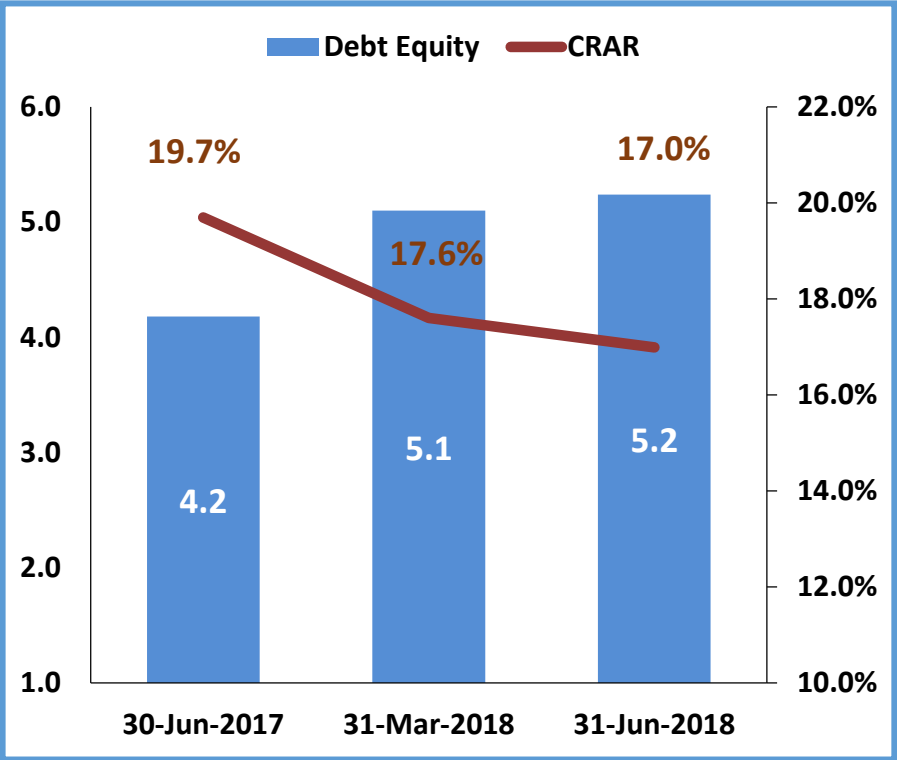
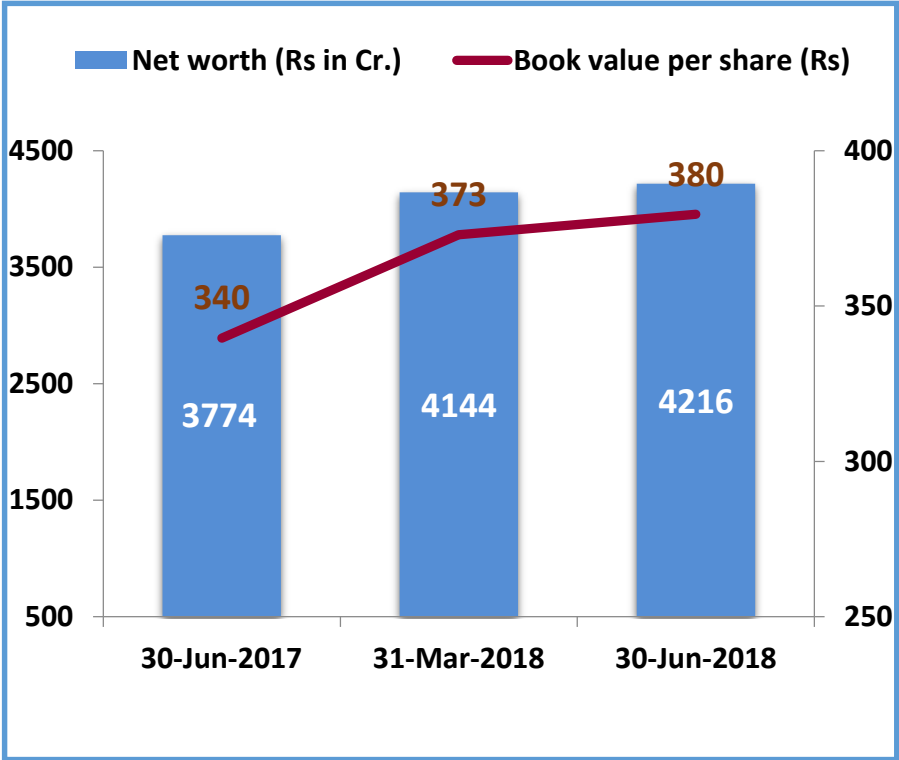
Equity Reconciliation

₹ in Crore

IGAAP balance as on 1 Apr 2017	3745.63
Impact due to Scheme (demerger and merger)	(228.72)
Adjusted balance	3516.91
<u>Impact on transition to Ind AS:</u>	
EIR on financial assets	85.73
EIR on financial liabilities	11.42
Assets / Liabilities at FVTPL	(0.11)
Expected Credit Loss	106.13
Others	1.35
Total Impact	204.52
Net Deferred tax on above	(59.26)
Net impact	145.26
IND AS balance as on 1 Apr 2017	3662.17



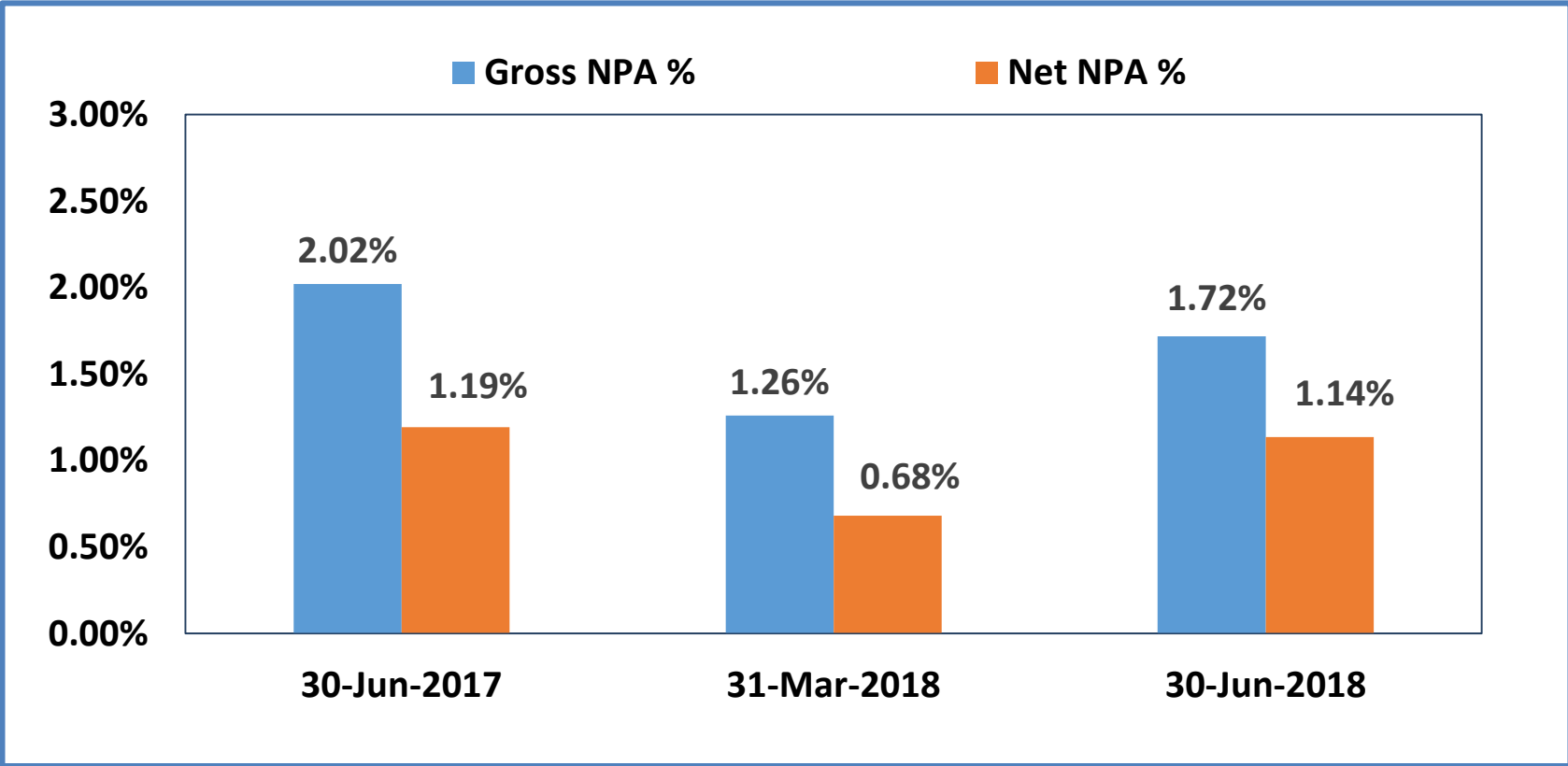
Key Ratios



Note: The above figures & ratios are as per Ind AS except CRAR for Jun'17 & Mar'18.



Portfolio Quality



Gross & Net NPA corresponds to stage 3 assets, calculated as per Expected Credit Loss model in line with Ind AS.



Subsidiary Companies (As per IGAAP)

Sundaram BNP Paribas Home Finance

₹ in Crore

Particulars	Q1FY19	Q1FY18	2017-18
Disbursements	611	473	2626
-Housing	65%	64%	63%
-Non-Housing	35%	36%	37%
AUM	8532	7715	8358
-Housing	69%	69%	69%
-Non-Housing	31%	31%	31%
PAT	36	42	136
EPS (₹)	* 14.23	* 16.77	13.47
Net worth	1158	1071	1122
Book Value (₹)	114.38	105.76	110.83
Gross NPA	4.34%	3.70%	3.27%
Net NPA	2.13%	1.78%	1.09%
CAR	23.0%	25.3%	24.3%
Branches	114	111	112
Employees	763	717	746

* annualised

Royal Sundaram

₹ in Crore



Particulars	Q1FY19	Q1FY18	2017-18
Gross Written Premium	759	666	2643
PAT	23	12	83
Net worth	1045	705	1024
Combined Operating Ratio	108.5%	111.7%	108.9%
Employees	2026	1867	1955

Sundaram Asset Management

₹ in Crore

Particulars	Q1FY19	Q1FY18	2017-18
Average AUM	34,886	34,018	35,982
-Equity	21,044	15,652	18,386
-Debt	13,842	18,366	17,596
PAT	6	11	38
Net worth	207	176	210
Employees	339	325	328
Retail Investors	11,42,844	10,28,079	11,22,438



Disclaimer

This document is for information purposes only and is not and does not form part of an invitation/ offer / advertisement / advise to purchase or sell any securities of the Company.

The materials and information contained in the document are prepared by the Company and are correct and accurate, to the best of our knowledge. No information contained herein has been independently verified by anyone else or approved by any regulatory authorities. No warranty is given as to their accuracy and the company does not accept any responsibility and shall not be liable for any direct or indirect loss caused, arising from and/or use of this document.

Forward-looking statements, if any, are subject to risks, uncertainties and assumptions that could cause actual results to differ materially from those contemplated by the relevant statement.

The contents of the website are subject to changes and reviews from time to time without notice. By accessing the site, you are deemed to accept the disclaimer clause.

Shri M Ramaswamy
Chief Financial Officer
Sundaram Finance Limited
21, Patullos Road
Chennai – 600002
Phone(D) : 044 – 28881341
Mail : m.ramaswamy@sundaramfinance.in

Shri P Viswanathan
Secretary & Compliance Officer
Sundaram Finance Limited
21, Patullos Road
Chennai – 600002
Phone(D) : 044 – 28881207
Mail : pv@sundaramfinance.in