

(D) (a) Statement showing Shareholding Pattern

Name of the Company : Sundaram Finance Limited


Scrip Code:SUNDARMFIN

Name of the scrip: Sundaram Finance Ltd.

Class of security:Equity


Quarter ended: 30.06.2012

Partly paid-up shares:-	No. of partly paid-up shares	As a % of total no. of partly paid up shares	As a % of total no. of shares of the company
Held by promoter / promoter group	NIL		
Held by public			
Total			
Outstanding convertible securities:-	No. of outstanding securities	As a % of total no. of outstanding convertible securities	As a % of total no. of shares of the company, assuming full conversion of the convertible securities
Held by promoter / promoter group	NIL		
Held by public			
Total			
Warrants:-	No. of warrants	As a % of total no. of warrants	As a % of total no. of shares of the company, assuming full conversion of warrants
Held by promoter / promoter group	NIL		
Held by public			
Total			
Total paid-up capital of the company, assuming full conversion of warrants and convertible securities	Rs.55,55,19,300/- (5,55,51,930 equity shares of Rs.10/- each fully paid-up)		



(1) (a) Statement showing Shareholding Pattern as on 30.06.2012 (Contd.)


Category Code	Category of shareholder	No. of Shareholders	Total Number of shares	Number of shares held in dematerialized form	Total shareholding as a percentage of total number of shares		Shares Pledged or otherwise encumbered	
					As a Percentage of (A+B)	As a Percentage of (A+B+C)	Number of Shares	As a %
(A)	Promoter and Promoter Group							
(1)	Indian							
(a)	Individuals/Hindu Undivided Family	109	15084794	15036148	27.15	27.15	Nil	N.A
(b)	Central Government / State Government(s)	-	-	-	-	-	-	-
(c)	Bodies Corporate	18	5550482	5550482	9.99	9.99	-	N.A
(d)	Financial Institutions/ Banks	-	-	-	-	-	-	-
(e)	Any Other (specify)	-	-	-	-	-	-	-
	Sub-Total (A)(1)	127	20635276	20586630	37.14	37.14	N.A	N.A
(2)	Foreign							
(a)	Individuals (Non-Resident Individuals / Foreign Individuals)	8	1053570	1053570	1.90	1.90	Nil	N.A
(b)	Bodies Corporate	-	-	-	-	-	-	-
(c)	Institutions	-	-	-	-	-	-	-
(d)	Qualified Foreign Investor	-	-	-	-	-	-	-
(e)	Any Other (specify)	-	-	-	-	-	-	-
	Sub-Total (A)(2)	8	1053570	1053570	1.90	1.90	N.A	N.A
	Total shareholding of Promoter and promoter Group (A)= (A)(1)+(A)(2)	135	21688846	21640200	39.04	39.04	N.A	N.A
(B)	Public Shareholding							
(1)	Institutions							
(a)	Mutual Funds / UTI	21	3557914	3557414	6.41	6.41		
(b)	Financial Institutions / Banks	5	1700	1100	0.00	0.00		
(c)	Central Government / State Government(s)	-	-	-	-	-		
(d)	Venture Capital Funds	-	-	-	-	-		
(e)	Insurance Companies	3	2371283	2371283	4.27	4.27		
(f)	Foreign Institutional Investors	38	2454030	2453780	4.42	4.42		
(g)	Foreign Venture Capital Investors	-	-	-	-	-		
(h)	Qualified Foreign Investor	-	-	-	-	-		
(i)	Any Other (specify)	-	-	-	-	-		
	Sub- Total (B)(1)	67	8384927	8383577	15.10	15.10		
(2)	Non- Institutions							
(a)	Bodies Corporate	487	3542378	3453678	6.38	6.38		
(b)	Individuals							
i	Individual shareholders holding nominal shares capital up to Rs.1 lakh	16004	7639387	5339441	13.75	13.75		
ii	Individual shareholders holding nominal shares capital in excess of Rs.1 lakh	336	12901810	9747560	23.23	23.23		
(c)	Qualified Foreign Investor	-	-	-	-	-		
(d)	Any Other:	1	2500	2500	0.00	0.00		
	Mr. M S Parthasarathy and Mr. S Krishnamurthy, Trustees, SFL Shares Trust. The Trustees do not have any voting rights in respect of these shares.	1	868506	868506	1.56	1.56		
	Trusts	4	513600	513600	0.92	0.92		
	Clearing Members	25	9976	9976	0.02	0.02		
	Sub- Total (B)(2)	16858	25478157	19935261	45.86	45.86		
	Total Public Shareholding (B)= (B)(1)+(B)(2)	16925	33863084	28318838	60.96	60.96	N.A	N.A
	Total (A)+(B)	17060	55551930	49959038	100.00	100.00		
(C)	Shares held by Custodian and against which Depository Receipts have been issued							
(1)	Promoter and Promoter Group	-	-	-	-	-		
(2)	Public	-	-	-	-	-		
	GRAND TOTAL (A)+(B)+(C)	17060	55551930	49959038	100.00	100.00		




SUNDARAM FINANCE LIMITED

(f) (b) Statement showing holding of securities (including shares, warrants, convertible securities) of persons belonging to the category "Promoter and Promoter Group"


Sr. No.	Name of the Shareholder	Details of Shares Held		Encumbered shares (*)			Details of warrants		Details of convertible securities		Total shares (including underlying shares assuming full conversion of warrants and convertible securities) as a % of diluted share capital
		No. of Shares held	As a % of grand total (A) + (B) + (C)	No.	As a percentage	As a % of grand total (A) + (B) + (C) of sub-clause (i) (a)	Number of warrants held	As a % total number of warrants of the same class	Number of convertible securities held	As a % total number of convertible securities of the same class	
(I)	(II)	(III)	(IV)	(V)	(VI) = (V) / (III) * 100	(VII)	(VIII)	(IX)	(X)	(XI)	(XII)
1	MASTER ASHWATHANARAYAN RAMJI Rep By F/G: MR N RAMJI & MR N RAMJI	300	0.00	-	-	-					0.00
2	MR N RAMJI & MASTER ASHWATHANARAYAN RAMJI Rep By F/G: MR N RAMJI	28260	0.05	-	-	-					0.05
3	MR N S RAMJI & MASTER ASHWATHANARAYAN RAMJI Rep By F/G: MR N S RAMJI	3442	0.01	-	-	-					0.01
4	MR N S RAMJI & MISS AISHWARYA RAMJI Rep By F/G: MR N S RAMJI	3442	0.01	-	-	-					0.01
5	MR N RAMJI & MASTER ASHWATHANARAYAN RAMJI Rep By F/G: MR N RAMJI	504	0.00	-	-	-					0.00
6	MR N RAMJI & MISS AISHWARYA RAMJI Rep By F/G: MR N RAMJI	504	0.00	-	-	-					0.00
7	MR N RAMJI & MRS SHARMILA RAMJI	394	0.00	-	-	-					0.00
8	MR N RAMJI & MASTER ASHWATHANARAYAN RAMJI Rep By F/G: MR N RAMJI	11800	0.02	-	-	-					0.02
9	MRS RAMAA KRISHNAN	179260	0.32	-	-	-					0.32
10	MR K SRIVATSAN	160174	0.29	-	-	-					0.29
11	MR SRINIVAS RAGHAVAN	13520	0.02	-	-	-					0.02
12	MRS INDIRA RENGARAJAN	315858	0.57	-	-	-					0.57
13	MR AKSHAY KRISHNAN	103150	0.19	-	-	-					0.19
14	RAGHUVAMSA HOLDINGS PRIVATE LIMITED	191651	0.34	-	-	-					0.34




Sr. No.	Name of the Shareholder	Details of Shares Held		Encumbered shares (*)			Details of warrants		Details of convertible securities		Total shares (including underlying shares assuming full conversion of warrants and convertible securities) as a % of diluted share capital
		No. of Shares held	As a % of grand total (A) + (B) + (C)	No.	As a percentage	As a % of grand total (A) + (B) + (C) of sub-clause (i) (a)	Number of warrants held	As a % total number of warrants of the same class	Number of convertible securities held	As a % total number of convertible securities of the same class	
(I)	(II)	(III)	(IV)	(V)	(VI) = (V) / (III) * 100	(VII)	(VIII)	(IX)	(X)	(XI)	(XII)
15	M/S. ATHREYA HARSHA HOLDINGS PRIVATE LIMITED	78089	0.14	-	-	-					0.14
16	M/S. UTHIRATTADHI SRIRAM HOLDINGS PRIVATE LTD	64778	0.12	-	-	-					0.12
17	M/S. REVATHI HOLDINGS PRIVATE LIMITED	61596	0.11	-	-	-					0.11
18	M/S. MAHAM HOLDINGS LIMITED	137526	0.25	-	-	-					0.25
19	M/S. SILVER OAK HOLDINGS LIMITED	36893	0.07	-	-	-					0.07
20	M/S. ALLEGRO HOLDINGS LIMITED	38150	0.07	-	-	-					0.07
21	M/S. ROHINI HOLDINGS PRIVATE LTD	35	0.00	-	-	-					0.00
22	M/S. PADMALAKSHMI HOLDINGS PRIVATE LTD	98492	0.18	-	-	-					0.18
23	MR JAIDEEP CHAKRAVARTHY	190378	0.34	-	-	-					0.34
24	MR PRADEEP CHAKRAVARTHY	181772	0.33	-	-	-					0.33
25	MR S CHAKRAVARTHY	304442	0.55	-	-	-					0.55
26	MR MOAHAN ANANDA VENKATESAN	174232	0.31	-	-	-					0.31
27	MR S RAGHAVAN	82000	0.15	-	-	-					0.15
28	MRS ANURADHA RAGHAVAN	116632	0.21	-	-	-					0.21
29	MR S RAGHAVAN	64582	0.12	-	-	-					0.12
30	MRS USHA RAGHAVAN	467496	0.84	-	-	-					0.84
31	MR BARATH RENGARAJAN	100	0.00	-	-	-					0.00
32	MR MADHAN RENGARAJAN	10543	0.02	-	-	-					0.02
33	MRS CHITRA RAMANI	8368	0.02	-	-	-					0.02
34	MRS SARASWATHI SRINIVASAN	152160	0.27	-	-	-					0.27
35	MISS TULSI S RAMANUJAM	4000	0.01	-	-	-					0.01



Sr. No.	Name of the Shareholder	Details of Shares Held		Encumbered shares (*)			Details of warrants		Details of convertible securities		Total shares (including underlying shares assuming full conversion of warrants and convertible securities) as a % of diluted share capital
		No. of Shares held	As a % of grand total (A) + (B) + (C)	No.	As a percentage	As a % of grand total (A) + (B) + (C) of sub-clause (I) (a)	Number of warrants held	As a % total number of warrants of the same class	Number of convertible securities held	As a % total number of convertible securities of the same class	
(I)	(II)	(III)	(IV)	(V)	(VI) = (V) / (III) * 100	(VII)	(VIII)	(IX)	(X)	(XI)	(XII)
36	MR VIJAY SIMHADRI & MRS CHANDRA SIMHADRI	37406	0.07	-	-	-					0.07
37	MRS CHANDRA SIMHADRI & MR M R L NARASIMHAN	442224	0.80	-	-	-					0.80
38	MRS KAVITHA KISHAN & MRS MEERA KISHEN	87406	0.16	-	-	-					0.16
39	MR ANIL SIMHADRI & MRS CHANDRA SIMHADRI	37406	0.07	-	-	-					0.07
40	MR RAVIN KISHEN & MRS MEERA KISHEN	87406	0.16	-	-	-					0.16
41	MR S RAM & MR S VIJI	485872	0.87	-	-	-					0.87
42	MR SUMANTH RAMANUJAM	1606	0.00	-	-	-					0.00
43	MR K VASUDEVAN	143746	0.26	-	-	-					0.26
44	MRS LILY VIJAYARAGHAVAN & MRS SASHI PARTHASARATHY	176656	0.32	-	-	-					0.32
45	MR K VASUDEVAN & MRS LAKSHMI VASUDEVAN	23196	0.04	-	-	-					0.04
46	MRS LAKSHMI VASUDEVAN	137408	0.25	-	-	-					0.25
47	MRS CHANDRA SIMHADRI	370792	0.67	-	-	-					0.67
48	MRS MEERA KISHEN	342160	0.62	-	-	-					0.62
49	MR SHARATH VIJAYARAGHAVAN	105000	0.19	-	-	-					0.19
50	MR SHRIRAM VIJAYARAGHAVAN	52000	0.09	-	-	-					0.09
51	MRS LILY VIJAYARAGHAVAN	132646	0.24	-	-	-					0.24
52	MRS LILY VIJAYARAGHAVAN & MR BADRI VIJAYARAGHAVAN	86888	0.16	-	-	-					0.16
53	MRS LILY VIJAYARAGHAVAN & MR SHARATH VIJAYARAGHAVAN	86888	0.16	-	-	-					0.16




Sr. No.	Name of the Shareholder	Details of Shares Held		Encumbered shares (*)			Details of warrants		Details of convertible securities		Total shares (including underlying shares assuming full conversion of warrants and convertible securities) as a % of diluted share capital
		No. of Shares held	As a % of grand total (A) + (B) + (C)	No.	As a percentage	As a % of grand total (A) + (B) + (C) of sub-clause (I) (a)	Number of warrants held	As a % total number of warrants of the same class	Number of convertible securities held	As a % total number of convertible securities of the same class	
(I)	(II)	(III)	(IV)	(V)	(VI) = (V) / (III) * 100	(VII)	(VIII)	(IX)	(X)	(XI)	(XII)
54	MRS RAMA SRIDHARAN	27960	0.05	-	-	-					0.05
55	MR N KRISHNAN	101592	0.18	-	-	-					0.18
56	MR ANANTH KRISHNAN	103150	0.19	-	-	-					0.19
57	MR SHREEN RAGHAVAN	17446	0.03	-	-	-					0.03
58	MRS DANGETY KRISHNAKUMARI	10206	0.02	-	-	-					0.02
59	MR DANGETY SATYANARAYANAMURTY	1456	0.00	-	-	-					0.00
60	M/S. ROHINI HOLDINGS PRIVATE LIMITED	647146	1.16	-	-	-					1.16
61	M/S. ALLEGRO HOLDINGS PRIVATE LIMITED	569400	1.02	-	-	-					1.02
62	M/S. SILVER OAK HOLDINGS PRIVATE LIMITED	681564	1.23	-	-	-					1.23
63	M/S. ATHREYA HARSHA HOLDINGS PRIVATE LIMITED	338602	0.61	-	-	-					0.61
64	M/S. UTHIRATTADHI SRIRAM HOLDINGS PRIVATE LIMITED	672002	1.21	-	-	-					1.21
65	M/S. MAHAM HOLDINGS PRIVATE LIMITED	118834	0.21	-	-	-					0.21
66	M/S. REVATHI HOLDINGS PRIVATE LIMITED	548634	0.99	-	-	-					0.99
67	M/S. PADMALAKSHMI HOLDINGS PRIVATE LIMITED	547924	0.99	-	-	-					0.99
68	M/S. RAGHUVAMSA HOLDINGS PRIVATE LIMITED	719166	1.29	-	-	-					1.29
69	MRS INDIRA KRISHNASWAMI	81090	0.15	-	-	-					0.15
70	MR NARAYANAN RAMJI	48380	0.09	-	-	-					0.09
71	MR R. RAMANUJAM & MR R. SRIKANTH	52704	0.09	-	-	-					0.09




Sr. No.	Name of the Shareholder	Details of Shares Held		Encumbered shares (*)			Details of warrants		Details of convertible securities		Total shares (including underlying shares assuming full conversion of warrants and convertible securities) as a % of diluted share capital
		No. of Shares held	As a % of grand total (A) + (B) + (C)	No.	As a percentage	As a % of grand total (A) + (B) + (C) of sub-clause (I) (a)	Number of warrants held	As a % total number of warrants of the same class	Number of convertible securities held	As a % total number of convertible securities of the same class	
(I)	(II)	(III)	(IV)	(V)	(VI) = (V) / (III) * 100	(VII)	(VIII)	(IX)	(X)	(XI)	(XII)
72	MR ANANTH RAMANUJAM .	269946	0.49	-	-	-					0.49
73	MR T.T. RANGASWAMY, MR T.T. VENKATRAGHAVAN & MR T.T. SRINIVASARAGHAVAN	24314	0.04	-	-	-					0.04
74	MR T.T. RANGASWAMY, MR T.T. NARENDRAN & MR T.T. HAYAGREEVAN	24600	0.04	-	-	-					0.04
75	MR T T SRINIVASARAGHAVAN MRS VIMALA RANGASWAMY & MRS BAGYAM RAGHAVAN	42542	0.08	-	-	-					0.08
76	MRS BAGYAM RAGHAVAN & MR T T VENKATRAGHAVAN	56654	0.10	-	-	-					0.10
77	MR T T NARENDRAN, MRS VIMALA RANGASWAMY & MRS PADMINI NARENDRAN	81494	0.15	-	-	-					0.15
78	MRS PADMINI NARENDRAN & MR T T HAYAGREEVAN	53022	0.10	-	-	-					0.10
79	MRS VIMALA RANGASWAMY, MR T T NARENDRAN & MRS PADMINI NARENDRAN	47512	0.09	-	-	-					0.09
80	MR SRIVATS RAM .	834786	1.50	-	-	-					1.50
81	MR SRIKANTH RAMANUJAM .	455026	0.82	-	-	-					0.82
82	MR SRIRAM VIJI .	623760	1.12	-	-	-					1.12
83	MR R. RAMANUJAM .	116267	0.21	-	-	-					0.21
84	MRS RUPA SRIKANTH .	35094	0.06	-	-	-					0.06
85	MR SRIKANTH RAMANUJAM & MRS RUPA SRIKANTH	2236	0.00	-	-	-					0.00
86	MR S. NARAYANAN & MRS CHOODAMANI NARAYANAN	70760	0.13	-	-	-					0.13
87	MRS CHOODAMANI NARAYANAN .	167360	0.30	-	-	-					0.30




Sr. No.	Name of the Shareholder	Details of Shares Held		Encumbered shares (*)			Details of warrants		Details of convertible securities		Total shares (including underlying shares assuming full conversion of warrants and convertible securities) as a % of diluted share capital
		No. of Shares held	As a % of grand total (A) + (B) + (C)	No.	As a percentage	As a % of grand total (A) + (B) + (C) of sub-clause (I) (a)	Number of warrants held	As a % total number of warrants of the same class	Number of convertible securities held	As a % total number of convertible securities of the same class	
(I)	(II)	(III)	(IV)	(V)	(VI) = (V) / (III) * 100	(VII)	(VIII)	(IX)	(X)	(XI)	(XII)
88	MRS CHOODAMANI NARAYANAN & MR S. NARAYANAN	6752	0.01	-	-	-					0.01
89	MRS PREMA RAMANUJAM .	321706	0.58	-	-	-					0.58
90	MRS ARUNA SANKARANARAYANAN .	28420	0.05	-	-	-					0.05
91	MR S. RAM .	251494	0.45	-	-	-					0.45
92	MR HARSHA VIJI .	677159	1.22	-	-	-					1.22
93	MR ADITYA S. RAMANUJAM .	86266	0.16	-	-	-					0.16
94	MR S. VIJI .	444240	0.80	-	-	-					0.80
95	MRS VIJAYA RANGARAJAN .	443682	0.80	-	-	-					0.80
96	MR SRIRAM VIJI & MRS CHITRA VIJI	1578	0.00	-	-	-					0.00
97	MR R. RAMANUJAM & MR ANANTH RAMANUJAM	12800	0.02	-	-	-					0.02
98	MR HARSHA VIJI & MRS CHITRA VIJI	1578	0.00	-	-	-					0.00
99	MRS NIVEDITA RAM .	808283	1.46	-	-	-					1.46
100	MRS CHITRA VIJI .	411517	0.74	-	-	-					0.74
101	MRS GITA RAM .	565340	1.02	-	-	-					1.02
102	MR S. VIJI & MRS CHITRA VIJI	4342	0.01	-	-	-					0.01
103	MR ARJUN RANGARAJAN .	622635	1.12	-	-	-					1.12
104	MR R. RAMANUJAM (HUF) .	4996	0.01	-	-	-					0.01
105	MR SRIKANTH RAMANUJAM (HUF) .	4000	0.01	-	-	-					0.01
106	MR SRIVATS RAM (HUF) .	38800	0.07	-	-	-					0.07
107	MR S. VIJI (HUF) .	56994	0.10	-	-	-					0.10



Sr. No.	Name of the Shareholder	Details of Shares Held		Encumbered shares (*)			Details of warrants		Details of convertible securities		Total shares (including underlying shares assuming full conversion of warrants and convertible securities) as a % of diluted share capital
		No. of Shares held	As a % of grand total (A) + (B) + (C)	No.	As a percentage	As a % of grand total (A) + (B) + (C) of sub-clause (I) (a)	Number of warrants held	As a % total number of warrants of the same class	Number of convertible securities held	As a % total number of convertible securities of the same class	
(I)	(II)	(III)	(IV)	(V)	(VI) = (V) / (III) * 100	(VII)	(VIII)	(IX)	(X)	(XI)	(XII)
108	MR S. VIJI (HUF)	182962	0.33	-	-	-					0.33
109	MISS ANUPAMA LAKSHMI RANGARAJAN	297276	0.54	-	-	-					0.54
110	MR S. NARAYANAN	2300	0.00	-	-	-					0.00
111	MR NARAYANAN RAMJI (HUF)	204240	0.37	-	-	-					0.37
112	MR SRINIVASARAGHAVAN SUNDARAM	519484	0.94	-	-	-					0.94
113	MR A.M. SRINIVASAN & MR S. KISHORE	226	0.00	-	-	-					0.00
114	MR S. KISHORE & MR A.M. SRINIVASAN	56806	0.10	-	-	-					0.10
115	MR SRIKANTH RAMANUJAM & MR ANANTH RAMANUJAM	411952	0.74	-	-	-					0.74
116	MISS TARIKA RAM (MINOR)	6745	0.01	-	-	-					0.01
117	MISS TULSI S. RAMANUJAM (MINOR)	82266	0.15	-	-	-					0.15
118	MR DAYA AMBIRAJAN	59825	0.11	-	-	-					0.11
119	MASTER RANJAN AMBIRAJAN	3372	0.01	-	-	-					0.01
120	MR R. RAMANUJAM & MRS PREMA RAMANUJAM	4868	0.01	-	-	-					0.01
121	MR T T RANGASWAMY (HUF)	24662	0.04	-	-	-					0.04
122	MR T T SRINIVASA RAGHAVAN (HUF)	61596	0.11	-	-	-					0.11
123	MR T T RANGASWAMY (HUF)	19862	0.04	-	-	-					0.04
124	MR T T NARENDRAN (HUF)	47534	0.09	-	-	-					0.09
125	MR T T SRINIVASARAGHAVAN & MR T T NARENDRAN	54818	0.10	-	-	-					0.10
126	MR T T SRINIVASARAGHAVAN & MRS BAGYAM RAGHAVAN	52828	0.10	-	-	-					0.10



Sr. No.	Name of the Shareholder	Details of Shares Held		Encumbered shares (*)			Details of warrants		Details of convertible securities		Total shares (including underlying shares assuming full conversion of warrants and convertible securities) as a % of diluted share capital
		No. of Shares held	As a % of grand total (A) + (B) + (C)	No.	As a percentage	As a % of grand total (A) + (B) + (C) of sub-clause (I) (a)	Number of warrants held	As a % total number of warrants of the same class	Number of convertible securities held	As a % total number of convertible securities of the same class	
(I)	(II)	(III)	(IV)	(V)	(VI) = (V) / (III) * 100	(VII)	(VIII)	(IX)	(X)	(XI)	(XII)
127	MR T T NARENDRAN & MRS PADMINI NARENDRAN	53104	0.10	-	-	-					0.10
128	MR T T NARENDRAN & MRS PADMINI NARENDRAN	49072	0.09	-	-	-					0.09
129	MRS VIMALA RANGASWAMY, MR T T SRINIVASARAGHAVAN & MR T T VENKATRAGHAVAN	41332	0.07	-	-	-					0.07
130	MR A M SRINIVASAN	60	0.00	-	-	-					0.00
131	MR SHARATH VIJAYARAGHAVAN	87422	0.16	-	-	-					0.16
132	MRS LAKSHMI VIJAYARAGHAVAN	19930	0.04	-	-	-					0.04
133	MR BADRI VIJAYARAGHAVAN	185072	0.33	-	-	-					0.33
134	MR VISHNU VIJAYARAGHAVAN	37992	0.07	-	-	-					0.07
135	MR ANANTH RAMANUJAM	15000	0.03	-	-	-					0.03
	TOTAL	21688846	39.04								39.04

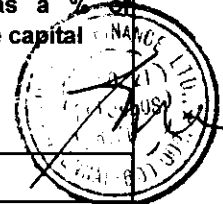


(I) (c) (i) Statement showing holding of securities (including shares, warrants, convertible securities) of persons belonging to the category "Public" and holding more than 1% of the total number of shares

Sr. No.	Name of the shareholder	Number of shares held	Shares as a percentage of total number of shares {i.e. Grand Total (A) + (B) + (C) indicated in Statement at para (I) (a) above}	Details of warrants		Details of convertible securities		Total shares (including underlying shares assuming full conversion of warrants and convertible securities) as a % of diluted share capital
				Number of warrants held	As a % total number of warrants of the same class	Number of convertible securities held	% w.r.t total number of convertible securities of the same class	
1	United India Insurance Company Limited	1894894	3.41					3.41
2	India Motor Parts & Accessories Limited	1390000	2.50					2.50
3	Templeton India Equity Income Fund	1386824	2.50					2.50
4	Bright Star Investments Pvt. Ltd.	1007702	1.81					1.81
5	M S Parthasarathy & S Krishnamurthy	868506	1.56					1.56
6	Pari Washington Company Pvt. Ltd. A/c. Pari Washington India Master Fund Ltd.	560196	1.01					1.01
	Total	7108122	12.80					12.80

(I) (c) (ii) Statement showing holding of securities (including shares, warrants, convertible securities) of persons (together with PAC) belonging to the category "Public" and holding more than 5% of the total number of shares of the company

Sr. No.	Name(s) of the shareholder(s) and the Persons Acting in Concert (PAC) with them	Number of shares held	Shares as a percentage of total number of shares {i.e. Grand Total (A) + (B) + (C) indicated in Statement at para (I) (a) above}	Details of warrants		Details of convertible securities		Total shares (including underlying shares assuming full conversion of warrants and convertible securities) as a % of diluted share capital
				Number of warrants	As a % total number of warrants of the same class	Number of convertible securities held	% w.r.t total number of convertible securities of the same class	
								NIL



SUNDARAM FINANCE LIMITED**(I)(d) Statement showing details of locked-in shares****NOT APPLICABLE**

Sr.No.	Name of the shareholder	Number of locked-in shares	of	Locked-in shares as a percentage of total number of shares {i.e., Grand Total (A)+(B)+(C) indicated in Statement at para (1) (a) above}
		-	-	-

(II)(a) Statement showing details of Depository Receipts(DRs)**NOT APPLICABLE**

Sr.No.	Type of outstanding DR (ADRs, GDRs, SDRs, etc.)	Number of outstanding DRs	Number of shares underlying outstanding DRs	Shares underlying outstanding DRs as a percentage of total number of shares {i.e., Grand Total (A)+(B)+(C) indicated in Statement at para (1) (a) above}
		-	-	-

(II)(b) Statement showing Holding of Depository Receipts (DRs), where underlying shares held by 'promoter / promoter group' are in excess of 1% of the total number of shares**NOT APPLICABLE**

Sr.No.	Name of the DR Holder	Type of outstanding DR (ADRs, GDRs, SDRs, etc.)	Number of shares underlying outstanding DRs	Shares underlying outstanding DRs as a percentage of total number of shares {i.e., Grand Total (A)+(B)+(C) indicated in Statement at para (1) (a) above}
		-	-	-



SUNDARAM FINANCE LIMITED

(III) (a) **Statement showing the voting pattern of shareholders, if more than one class of shares / securities is issued by the issuer:**

NOT APPLICABLE

(Give description of voting rights for each class of security.

Class X:

Class Y:

Class Z:)

Category Code	Category of shareholder	Number of Voting Rights held in each class of securities			Total Voting Rights (III + IV + V)	Total Voting Rights i.e. (VI)	
		Class X	Class Y	Class Z		As a percentage of (A+B)	As a percentage of (A+B+C)
(I)	(II)	(III)	(IV)	(V)	(VI)	(VII)	(VIII)
(A)	Promoter and Promoter Group						
(1)	Indian						
(a)	Individuals / Hindu Undivided Family						
(b)	Central Government / State Government(s)						
(c)	Bodies Corporate						
(d)	Financial Institutions / Banks						
(e)	Any Other (Specify)						
	Sub-Total (A) (1)						
(2)	Foreign						
(a)	Individuals (Non-Resident Individuals / Foreign Individuals)						
(b)	Bodies Corporate						
(c)	Institutions						
(d)	Any Other (Specify)						
	Sub-Total (A) (2)						
	Total Shareholding of Promoter and Promoter Group (A) + (A) (1) + (A) (2)						
(B)	Public Shareholding						
(1)	Institutions						
(a)	Mutual Funds / UTI						
(b)	Financial Institutions / Banks						
(c)	Central Government / State Government(s)						
(d)	Venture Capital Funds						
(e)	Insurance Companies						
(f)	Foreign Institutional Investors						
(g)	Foreign Venture Capital Investors						
(h)	Any Other (Specify)						
	Sub-Total (B) (1)						
(2)	Non-institutions						
(a)	Bodies Corporate						
(b)	Individuals - i. Individual shareholders holding nominal share capital upto Rs.1 lakh ii. Individual shareholders holding nominal share capital in excess of Rs.1 lakh						
(c)	Any Other (Specify)						
	Sub-Total (B)(2)						
	Total Public Shareholding (B) = (B)(1) + (B) (2)						
	TOTAL (A) +(B)						
(C)	Shares held by Custodians and against which Depository Receipts have been issued						
	GRAND TOTAL (A) + (B) + (C)						

